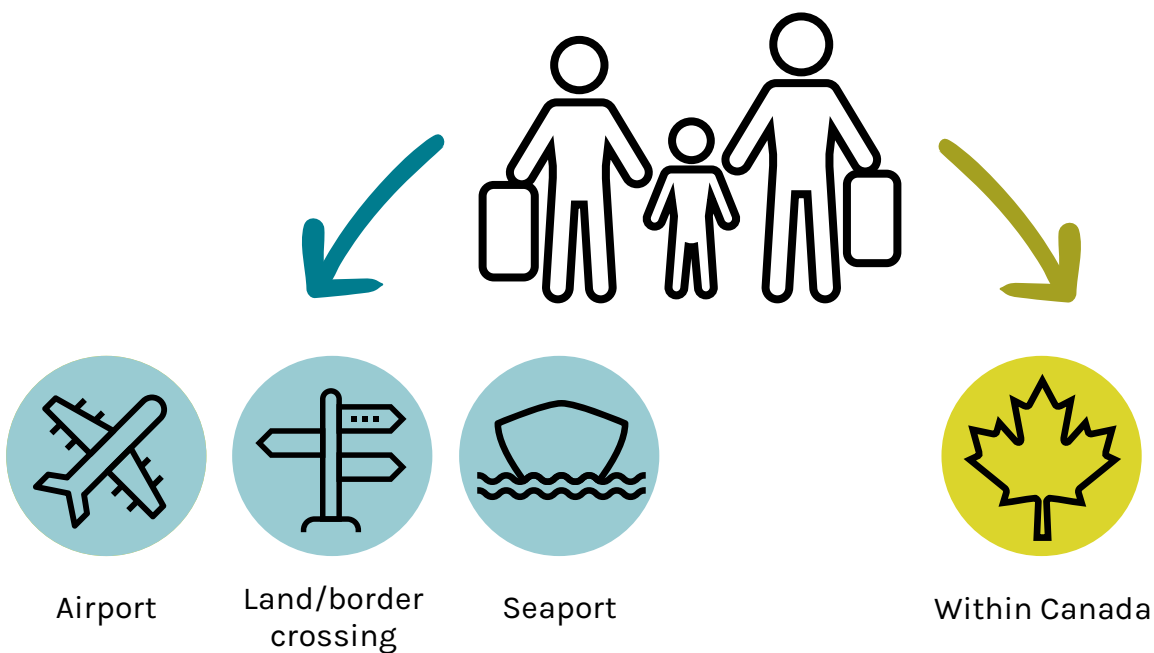


# WHAT YOU NEED TO DO WHEN MAKING A REFUGEE CLAIM


If you have reached out to Legal Aid Ontario and we agree to pay for a lawyer to help you prepare your claim and to represent you at the Immigration and Refugee Board, do not pay the lawyer yourself for these services. **Legal Aid Ontario will pay for these services.**

**Make sure you ask your lawyer if she/he is on Legal Aid Ontario's panel and can accept your certificate if you get one from us.**

## How to make a refugee claim:



### PORT OF ENTRY CLAIM



#### 1. Eligibility interview

A Canadian Border Services Agency officer will interview you to see if you're eligible to make a claim. If you are, the officer will send your claim to the Immigration and Refugee Board for a hearing and give you and each member of your family a Basis of Claim form to complete.

#### 2. Complete Basis of Claim form

See a lawyer to help you complete this form, which provides information about you and why you're making a refugee claim. You have **15 days** to complete this form.

#### 3. Deliver form to Immigration and Refugee Board either:



In-person

or




Fax

### INLAND CLAIM



#### 1. Meet with a lawyer



#### 2. Complete Basis of Claim form

This form provides information about you and why you're making a refugee claim.

#### 3. Go to Immigration, Refugees and Citizenship Canada in person to submit your claim



In-person

## For more detailed information:

Visit our website, [LawFacts.ca](http://LawFacts.ca) for in-depth legal information and resources. You can find out more about making a refugee claim, important deadlines you will need to keep in mind, and helpful resources to get you started at [lawfacts.ca/legaltopics/refugee/](http://lawfacts.ca/legaltopics/refugee/).